

December 2023

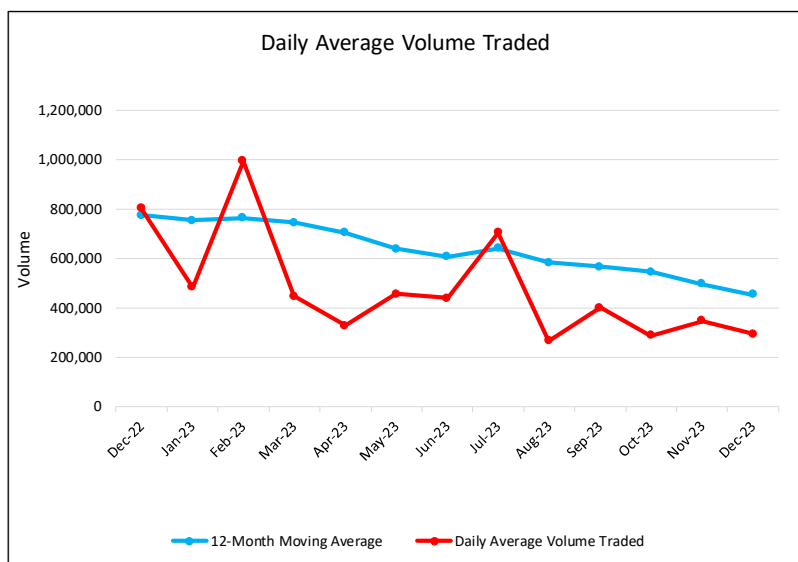
TTSE Market Movement Report

www.stockex.co.tt |   



Trinidad & Tobago
Stock Exchange
Creating Opportunities

Daily Average Volume Traded (BY MARKET)



Market Capitalisation (FT, MTF and SME markets):

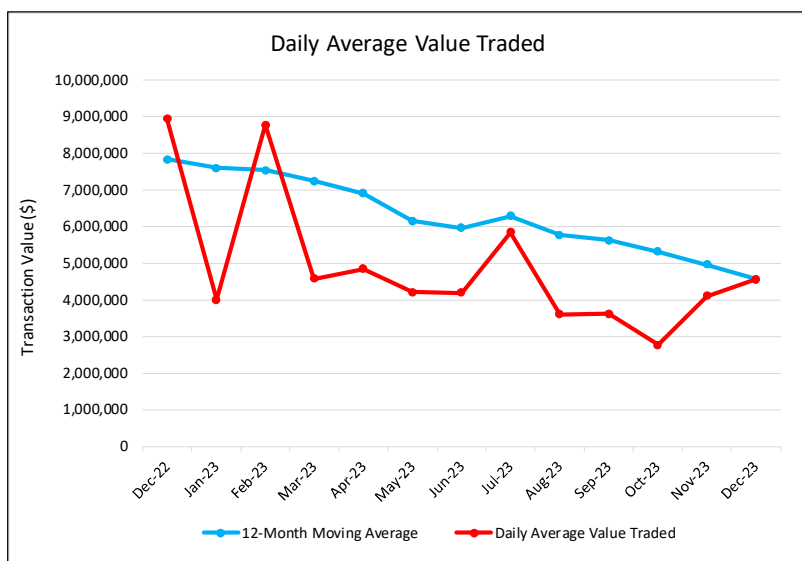
MOM: +2.33% | YOY: -12.47% | QOQ: +0.38%

Daily Average Volume Traded:

MOM: -14.97% | YOY: -63.26% | QOQ: -32.28%

35.01% behind the trailing 12-month moving average as at December 2023.

Daily Average Value Traded (BY MARKET)



Daily Average Value Traded:

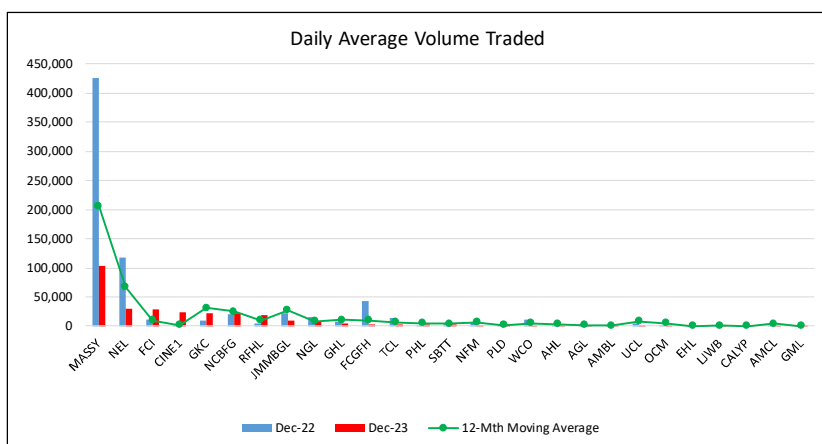
MOM: +1.83% | YOY: -53.19% | QOQ: -15.38%

8.31% behind the trailing 12-month moving average as at December 2023.

Total Value Traded:

MOM: -7.87% | YOY: -55.53% | QOQ: -16.31%

Daily Average Volume Traded (PER SECURITY)



- The top 3 most liquid securities as measured by DAVT, were MASSY, NEL and FCI for the month of December 2023. CINE1 (1,279%), FCI (200%), AMBL (93%), RFHL (89%), EHL (83%) and PLD (18%) monthly performance is above its respective 12-month moving average.
- MASSY took the lead with the largest number of transactions (312) during the month of December 2023; followed by RFHL with 225 trades, SBTT which reported 114 trades and NEL with 111 trades.
- FCGFH, RFHL, SBTT, MASSY, AGL and NEL traded on all 19 trading days while NGL traded on 18 out of the 19 trading days during the month of December 2023.

Across the First-Tier, Mutual Fund and SME markets, the cumulative number of trades in December 2023 was 1,515, a decrease of 311 trades or 17.03% compared to the trading activity in November 2023.

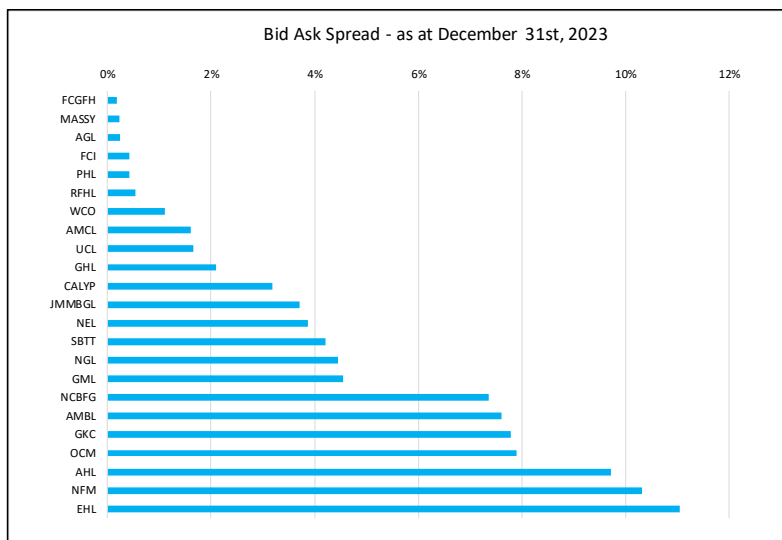
On a YOY basis, total trades recorded in December 2023 decreased by 446 or 22.74% over December 2022's trading activity.

Total trades in the fourth quarter of 2023 stood at 5,113, representing a decrease of 178 trades or 3.36% when compared to Q3-2023.

Total trades for 2023 amounted to 21,744, representing a decrease of 1,202 trades or 5.24% over 2022.

On average, there were 80 daily trades recorded in December 2023 (November 2023: 87 trades), in comparison to the daily average of 98 trades recorded during December 2022.

Bid-Ask Spread



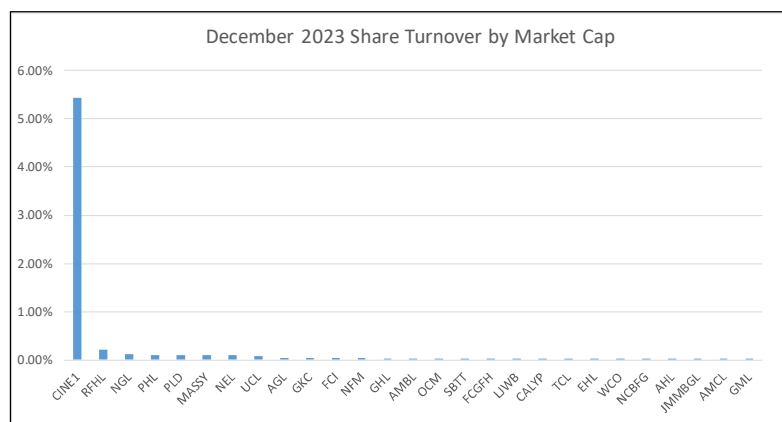
Top 5 Largest and Smallest Bid Ask Spread			
Security	Largest Spread	Security	Smallest Spread
EHL	11.05%	FCGFH	0.18%
NFM	10.31%	MASSY	0.22%
AHL	9.71%	AGL	0.25%
OCM	7.89%	FCI	0.43%
GKC	7.78%	PHL	0.43%

Market Turnover**

- December 2023: **0.07%**
- November 2023: **0.08%**
- December 2022: **0.13%**
- Rolling 12-Mth: **0.94%**
- 2023 Total Annual: **0.94%**
- 2022 Total Annual: **1.45%**

Share Turnover***

MONTHLY



In December 2023, CINE1 reported a market turnover ratio of 5.44% followed by RFHL and NGL whose ratios stood at 0.21% and 0.12% respectively. Conversely, of all the securities traded, GML reported the lowest market turnover ratio of 0.001%.

YTD



For equity securities, on a YTD basis, UCL reported a market turnover ratio of 9.69%, followed by CINE1, MASSY and NGL which reported turnover ratios of 5.50%, 2.49% and 2.30%, respectively. Conversely, of all the equity securities traded, LJWA recorded the lowest YTD market turnover performances of 0.002%.

TTSE Online Platform (TOP)*

	November 30, 2023	December 31, 2023
Number of Trades	1,078	938
Volume of Trades	1,825,444	1,302,388
VALUE OF TRADES	TT\$10.47	TT\$8.65

Value traded on TOP represented 5.45% of the market's total traded value for December 2023 (November 2023: 6.07%)

*Note: TOP statistics reported include both the buy and sell side of a trade.

**Note: CLICO Investment Fund (CIF) market capitalization was excluded.

Market Indicators

Market Indicators			
Indicators	Dec-23	Dec-22	Nov-23
Turnover (%)	0.07	0.13	0.08
Market Cap (\$ billion)	116.83 **	133.47	114.17 **
Value Traded (\$ million)	79.40	178.54	86.18
Daily Avg Vol Traded (\$'000)	295.26	803.61	347.25
Market Breadth (Advance/Decline Ratio)	17:9	16:11	11:13

***Note: CPFV recorded a YTD share turnover of 4.01%, which resulted from a total of two trades on the same trading day in February 2023. Similarly, CPFD recorded a YTD share turnover of 2.39%, which resulted from two trades on the same trading day in May 2023.